

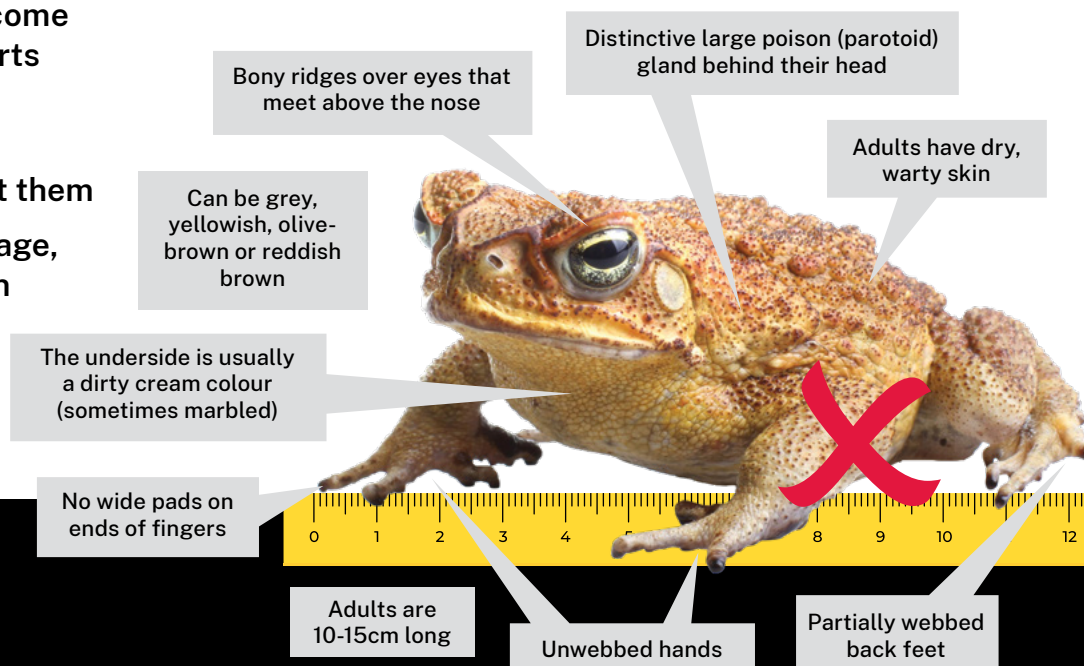


Protect what we love

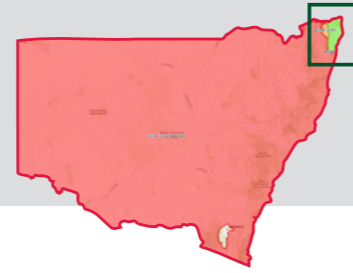
Help prevent **cane toads** spreading in New South Wales

Cane Toads:

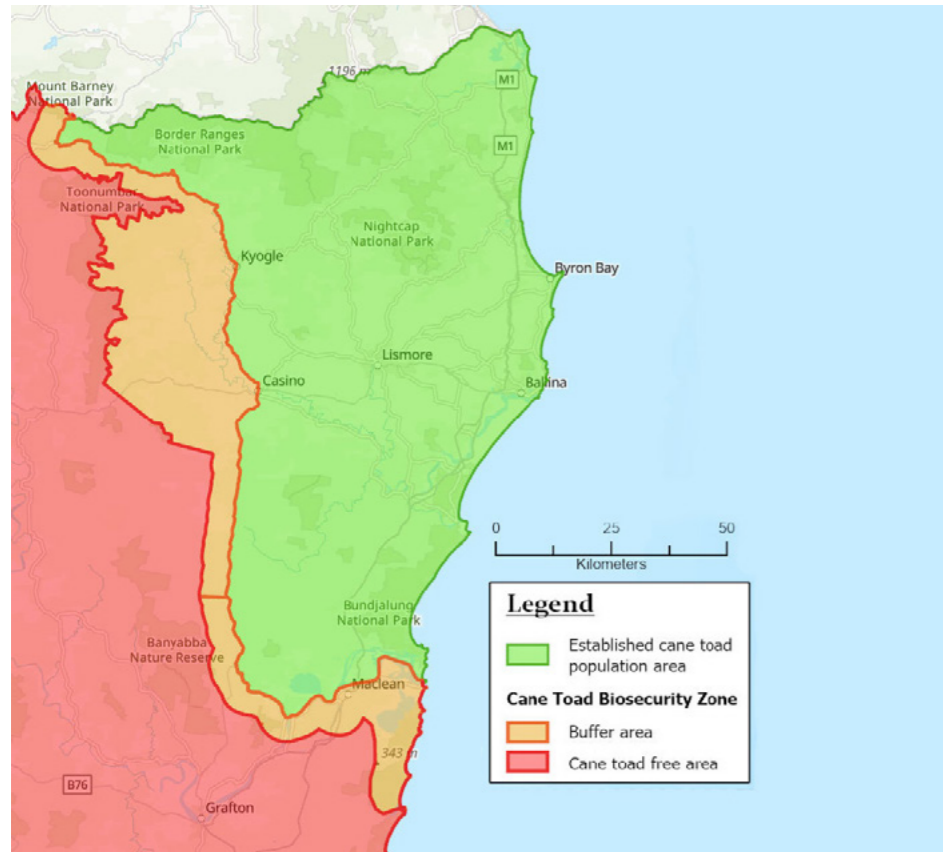
- are a serious introduced invasive pest that can devastate our native wildlife and ecosystems
- are found throughout northern Australia and in north-east NSW but can spread and become established in other parts of the state
- poison pets and native predators that try to eat them
- often hitch-hike in luggage, freight, vehicles, garden materials and fodder
- carry diseases that can be spread to native frogs and fish
- threaten our native species with extinction
- are tough and adaptable



Managing cane toads in NSW



Cane Toad Biosecurity Zone




Area	Area colour	What to do if you spot a cane toad in this area
Established cane toad population area	Green	Be alert to cane toads and prevent their spread into the Cane Toad Biosecurity Zone
Buffer area (Cane Toad Biosecurity Zone)	Amber	<p>Suspected cane toads should be photographed, carefully contained and reported</p> <p>No person can keep, move or release a cane toad in the Cane Toad Biosecurity Zone unless permitted for pest control, research or exhibition</p> <p>Cane toads detected outside National Parks should be reported to Border Ranges-Richmond Valley Landcare Network on ph (02) 6632 3722 or Clarence Landcare on ph (02) 6643 500</p> <p>Cane toads detected inside National Parks should be reported to National Parks and Wildlife Service - North Coast Branch via Environment Line on 131 555 info@environment.nsw.gov.au</p>
Cane toad free area (Cane Toad Biosecurity Zone)	Red	<p>Suspected cane toads should be photographed, carefully contained and reported using the NSW DPI - Report an unusual animal form www.dpi.nsw.gov.au/biosecurity/sighting</p> <p>No person can keep, move or release a cane toad from captivity in the Cane Toad Biosecurity Zone unless permitted for pest control, research or exhibition</p>

Protect what we love

Cane toads pose a serious threat to native species, such as the Spotted-tailed quoll, when introduced to a new ecosystem.

Cane toads can establish in coastal areas, woodlands, forests and freshwater wetlands as well as urban areas.



At risk natural habitats in NSW




Spotted-tailed quoll

Identifying cane toads

In addition to characteristics identified on the initial diagram. Cane toad eggs are laid in long strings, unlike any native frog, and are often found in shallow water wound through vegetation.

The tadpoles are small and jet black, and school together in large groups, unlike most native tadpoles. They can be difficult to distinguish from native frog tadpoles.



Cane toad



Cane toad eggs, Photo courtesy David Nelson



Cane toad tadpoles, Photo courtesy Marion Anstis

Native frogs often confused with cane toads:

Eastern banjo frog

Limnodynastes dumerilii

Also known as the pobblebonk after its distinctive 'bonk' call



Photo courtesy Marion Anstis

Peron's tree frog

Litoria peronii

Has wide toe pads for climbing and has cross-shaped pupils



Photo courtesy Ken Griffiths

Spotted marsh frog

Limnodynastes tasmaniensis

Its colour ranges from light brown to olive-green, with large, irregular shaped brown spots on its back



Photo courtesy Marion Anstis

If you think you have seen a cane toad:

Catch it:

- Don't harm it - it might actually be a native frog
- Wear protective clothing such as disposable gloves, glasses, long sleeves and eye protection before touching it
- Watch out for poison. When stressed, cane toads can ooze and sometimes squirt poison from glands behind the head
- If you can do so safely, keep it in a well-ventilated container with a little water in a cool location while we determine the species

Look and listen for toads

- On warm, rainy nights
- In open, disturbed habitats close to water e.g. around sprinklers, taps, ponds, air conditioners, drains, dams, riverbanks, cleared areas, golf courses

- On roads, footpaths and walking tracks
- In areas that are lit at night with insect activity
- Shelter sites e.g. drainpipes, crevices between rocks
- Under piles of wood, hollows under trees, leaf litter or in garden pots
- Close to the ground (toads don't climb higher than 50 cm)

Report it:



Take a photo (if you can)



Record your location



Report the detection using our Report an unusual animal form www.dpi.nsw.gov.au/biosecurity/report-a-pest-or-disease



Download the Frog ID app to listen to a cane toad call, upload a recording and learn about native frogs in your area.
www.frogid.net.au

JT18222 AUG23