



Riverina Recreational Fishing Guide

Fisheries Compliance Unit

July 2024

Fishing is a fun, outdoor activity for the whole family. Fishing rules help ensure healthy and sustainable fisheries for future generations.

The Riverina District takes in the lower Lachlan River, the lower Murrumbidgee River, the Murray River and the entire river systems of the Edward, Wakool and Niemur Rivers. Permanent creek systems within the Riverina District also include Old Man Creek, Yanco, Colombo, Billabong, Mirrool, Gulpa, Tuppal, Yallakool and Merran Creeks.

These rivers and creeks provide an abundance of excellent fishing and camping opportunities and are regularly stocked with Murray cod, and golden and silver perch.

Murray crayfish are found in the Murray and Murrumbidgee rivers and their tributaries. Fishing for Murray crayfish is a popular pastime in the winter months.

DPI fisheries officers routinely patrol waterways, boat ramps and foreshores to advise anglers about responsible fishing practices and to ensure compliance with NSW fishing regulations.

Information on bag and size limits and legal fishing gear can be obtained at www.dpi.nsw.gov.au/fisheries or by visiting your local DPI fisheries office.

To report suspected illegal fishing activity, call the Fishers Watch phone line on **1800 043 536** (free call) or report on-line at www.dpi.nsw.gov.au/fisheries/compliance/report-illegal-activity. All calls will be treated as confidential and you can remain anonymous.

RECREATIONAL FISHING FEE

When fishing in NSW waters, both freshwater and saltwater, you are required by law to pay the NSW recreational fishing fee and carry a receipt showing the payment of the fee. This applies when spear fishing, hand lining, hand gathering, trapping, bait

collecting and prawn netting or when in possession of fishing gear in, on or adjacent to waters.

All money raised by the NSW recreational fishing fee is spent on improving recreational fishing in NSW. Projects include:

- angler facilities such as fish cleaning tables and fishing platforms;
- stocking of freshwater fish in dams and rivers;
- essential research on popular recreational fish species;
- building artificial reefs to create new fishing locations;
- fish aggregating devices (FADs) to enhance fishing for dolphinfish and even tuna and marlin;
- creation of recreational fishing havens;
- restoring important fish habitat;
- marine stocking of prawns in estuaries;
- angler education and advisory programs such as the Fishcare Volunteer program, fishing workshops, Get Hooked...it's fun to fish primary schools education and fishing guides.

Much more information is available at www.dpi.nsw.gov.au/fisheries.

You can pay the NSW recreational fishing fee at www.onegov.nsw.gov.au or by calling 1300 369 365 or at many outlets throughout NSW, such as most fishing tackle stores, caravan parks, local shops, service stations and many Kmart stores.

Some exemptions apply to paying the fishing fee, including people under the age of 18, holders of pensioner concession cards and Aboriginal people. For further information on exemptions go to www.dpi.nsw.gov.au or call (02) 4424 7499.

You may not need to pay the NSW recreational fishing fee if you are fishing on a charter boat, hire boat or under the supervision of a fishing guide. Please check with the charter/hire boat operator, or

guide, before you go fishing. If they do not hold a recreational fishing fee exemption certificate you will need to pay the NSW recreational fishing fee.

RECREATIONAL FISHING CLOSURES

A number of fishing closures exist in the Riverina area. These exist for a variety of reasons, from public health and safety to preserving unique aquatic environments. The majority of these closures are signposted and penalties apply for not complying with fisheries rules and regulations.

Total fishing closures

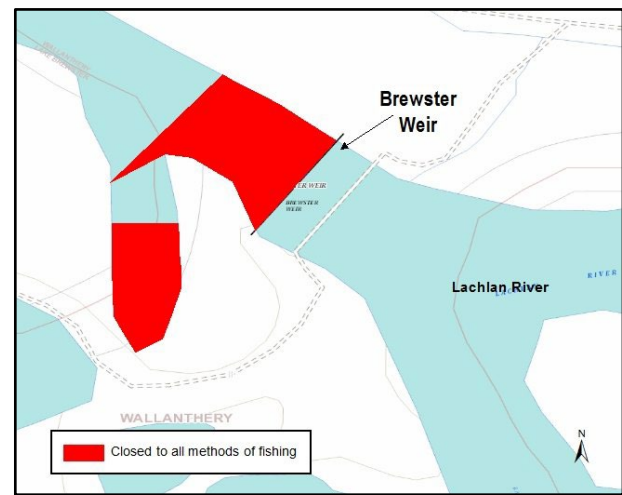
Weir closures

All methods of fishing are prohibited in the following waters.

Lachlan River

Brewster Weir (Figure 1). That part of Lachlan River within 100 metres downstream from the weir face of Brewster Weir.

Figure 1. Brewster Weir & Outlet Regulator



Brewster Weir Outlet Regulator (Figure 1). That part of Lachlan River within 100 metres downstream from the outer wall of Brewster Weir outlet regulator.

Lake Brewster - Ballyrogan Channel. That part of Ballyrogan Channel within 100 metres downstream from the outer wall of Lake Brewster outlet regulator.

Willandra Weir (Figure 2). That part of Lachlan River within 100 metres downstream from the weir face at Willandra Weir.

Murrumbidgee River

Hay Weir (Figure 3). That part of Murrumbidgee River from within 74 metres upstream from where the weir wall adjoins the northern bank and 140 metres upstream from where the weir wall adjoins the southern bank and from within 154 metres downstream from the weir face at Hay Weir.

Maude Weir (Figure 4). That part of Murrumbidgee River within 70 metres upstream and 50 metres downstream from the weir face at Maude Weir.

Redbank Weir. That part of Murrumbidgee River within 93 metres upstream and 92 metres downstream from the weir face of Redbank Weir.

Balranald Weir. That part of Murrumbidgee River within 94 metres upstream and 63 metres downstream from the weir face of Balranald Weir.

Figure 2. Willandra Weir

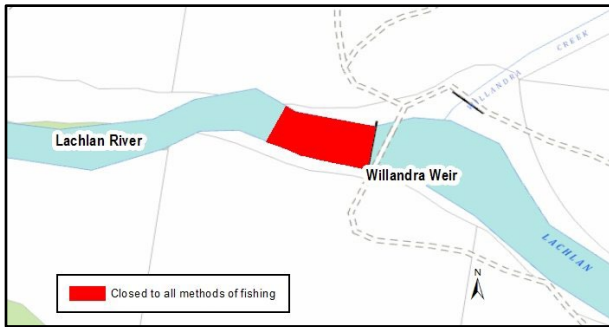


Figure 3. Hay Weir

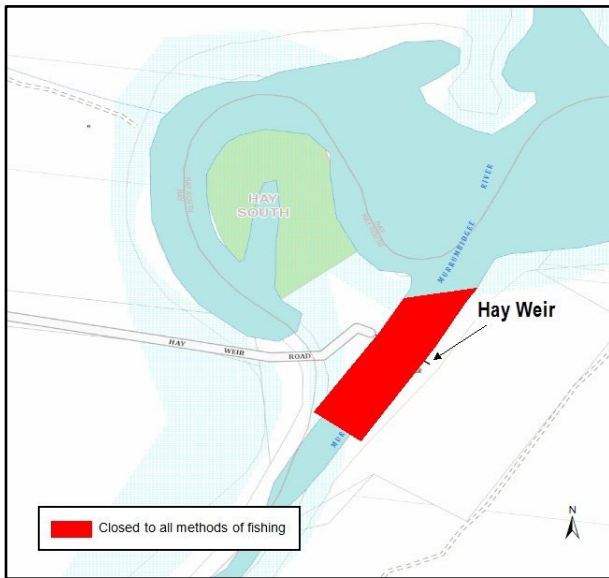
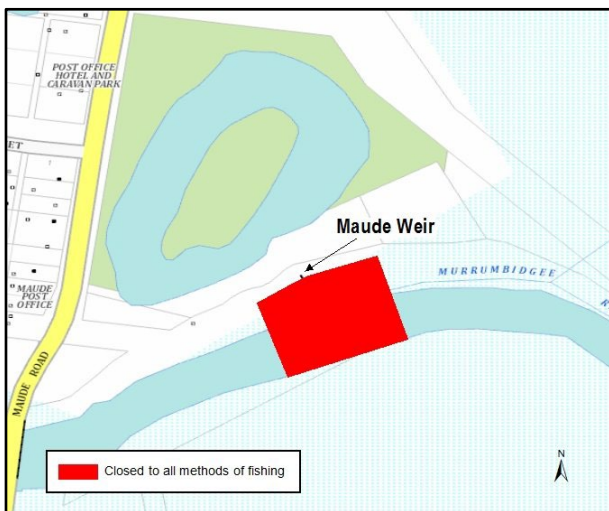


Figure 4. Maude Weir

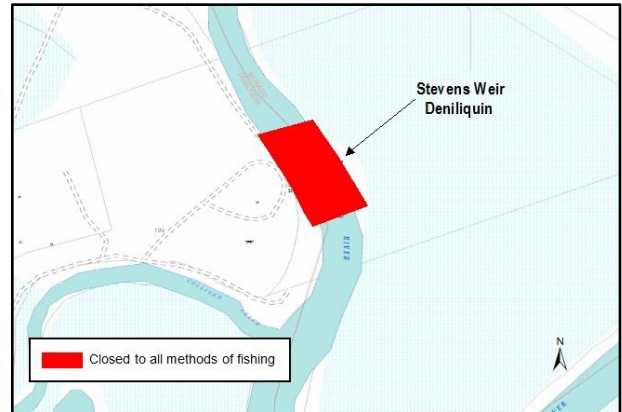


Edward River

Stevens Weir (Figure 5). That part of Edward River from within 80 metres upstream and 70

metres downstream from the weir face at Stevens Weir.

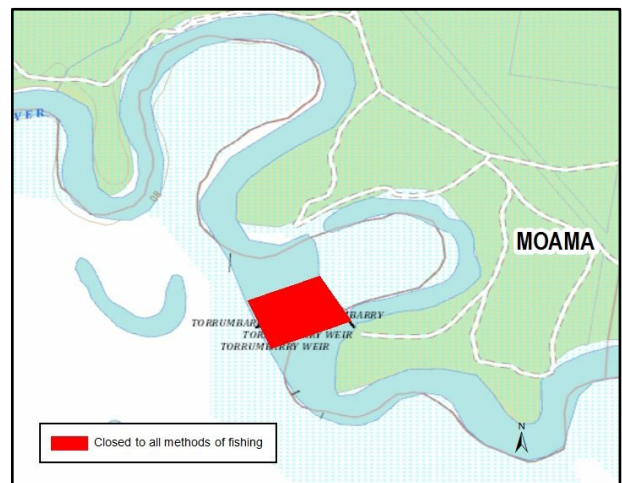
Figure 5. Stevens Weir



Murray River

Torrumbarry Weir (Figure 6). That part of Murray River within 100 metres upstream and 100 metres downstream from the weir face at Torrumbarry Weir.

Figure 6. Torrumbarry Weir



Species Restrictions

Freshwater Catfish cannot be taken by any method in all western flowing waters including the backed up waters of western impoundments, except the backed up waters of the following impoundments; Ben Chifley Dam, Burrendong Dam, Chaffey Dam, Copeton Dam, Keepit Dam, Pindari Dam, Split Rock Dam, Windamere Dam and Wyangala Dam.

River Blackfish cannot be taken by any method in any NSW waters.

Australian Bass and Estuary Perch. During the period May to August (inclusive) each year Australian Bass and Estuary Perch can only be taken by catch and release fishing in any NSW

waters except impoundments and the waters of rivers above impoundments.

Silver Perch cannot be taken by any method in any NSW waters except the backed up waters of the following impoundments: Ben Chifley Dam, Burrendong Dam, Chaffey Dam, Copeton Dam, Glenbawn Dam, Glennies Creek Dam, Googong Dam, Hume Weir, Jounama Pondage, Keepit Dam, Lake Albert, Lake Wyangan, Pindari Dam, Split Rock Dam, Windamere Dam, Wyangala Dam and Yass Weir.

Murray Cod cannot be taken during the period 1 September to 31 November, except Copeton and Blowering dams.

Murray Crayfish cannot be taken in any waters at any time other than between June and August (Inclusive) in the following specified waters; (a) that part of Murrumbidgee River between the Hume Highway road bridge at Gundagai downstream to a line 100 metres upstream of the weir face at Berembed Weir near Ganmain, and (b) that part of Murray River between a line 130 metres below the weir face at Hume Weir near Albury downstream to the Newell Highway road bridge at Tocumwal.

Murray crayfish are found in the Murray and Murrumbidgee rivers and their tributaries. Fishing for Murray crayfish is a popular pastime in the winter months.

GENERAL FRESHWATER FISHING RULES

- **Lines.** Two attended lines are permitted in all non-tidal waters other than in some trout waters. Attended lines must be within 50m, in your line of sight, and have no more than 2 hooks per line with up to 3 treble hooks attached to any lure per line other than in some trout waters. A lure is considered a single hook.
- **Setlines** are not permitted.
- **Traps and nets.** You may use up to 5 pyramid lift nets or hoop / lift nets or a combination of both and 1 shrimp trap other than in trout waters where the use of traps and nets is prohibited (except when using up to 5 hoop nets in Googong Dam or Lakes Lyell, Wallace, Eucumbene or Jindabyne to take yabbies).
- **Bowfishing.** On 3-September-2021 amendments were made to the Fisheries Management (General) Regulation 2019 to permit the use of bowfishing equipment to take carp under certain circumstances. For more information go to

<https://www.dpi.nsw.gov.au/fishing/fisheries-consultation/bowfishing-reform>

Persons must not set traps or nets for longer than 24 hours without lifting those traps or nets. Fishers are encouraged to regularly check set fishing gear, to ensure that any unwanted catch is returned to the water safely, unharmed.

On 30 April 2021 opera house style yabby traps were banned in NSW due to the risk that enclosed yabby traps can pose to native wildlife. From that date, up to five nets, comprised of either open pyramid lift nets, hoop / lift nets or a combination of both, can be used to catch yabbies in all inland waters where it is legal to use lift nets.

For Further information on freshwater rules and regulations visit www.dpi.nsw.gov.au/fisheries/recreational/regulations

Other Freshwater Fishing Rules

- It is illegal for recreational fishers to sell their catch.
- Leave all commercial fishing gear in place and do not disturb commercial fishers going about their lawful business.
- You must not alter the length of any species of fish by filleting and/or removing the head whilst you are in, on or adjacent to the water. This rule does not apply at areas normally used for cleaning fish, such as boat ramp cleaning tables, if the fish are for immediate consumption or immediate use as bait, or for fish that do not have a legal length. You may clean fish by gilling and gutting only.
- It is illegal to use a setline, hand held lines, traps, nets, a light, your hand or a gaff unless otherwise stated. The use of salmon roe or products containing them is also prohibited.
- You cannot use any chemical or explosive devices to take or assist to take fish.
- The use and/or possession of gaff hooks in any inland (non-tidal) waters is prohibited.
- It is illegal to jag/foul hook fish other than through the mouth.

Fishing safely

Fishing is fun, but remember to take care and exercise caution. Follow these basic safety tips:

- Observe first, fish later. Always check weather and water conditions before you start fishing
- Never fish alone and always inform others of your fishing plans

- Wear a lifejacket or buoyancy vest when boat fishing or when fishing in hazardous locations such as those located near areas of fast moving water
- Wear appropriate non-slip footwear and light clothing
- If someone is washed in or falls into the water, DO NOT jump in but look for a life buoy or something that floats and throw it to the person in the water. Alert emergency services by dialling 112 from a mobile phone or 000 from a landline - wait for assistance

For more information go to www.safefishing.com.au

Wader Safety

Take extra care when wearing waders. Roads and Maritime Services recommends that waders should not be used in boats in case of capsize or swamping. Basic wader safety tips include the following:

- To restrict the amount of water that can enter waders, fasten a belt around your waist. This must be as firm as possible but always comfortable. The belt will also trap air inside and provide some buoyancy but caution is needed as you could end upside down if you fall into the water.
- If you fall into the water immediately assume a tuck position, then roll on to your back while keeping the knees tucked. Use your arms to balance.
- Don't panic, do not try to swim but either tread water or float.
- If swept into a fast flowing stream always go with the current feet first while working to a safe shore position.

Responsible fishing

- Observe all bag and size limits as well as any other restrictions for the area you are fishing.
- Reduce wildlife injuries by attending your lines and use environmentally friendly tackle.
- Carefully release all undersize or unwanted fish and take only what is sufficient for your immediate needs.
- Dispose of all litter and fish waste responsibly.
- Be considerate of others and keep noise to a minimum.

Catch and release

Catch and release fishing has increased in popularity in recent years. Research has shown that most fish survive using current catch and release fishing techniques. The following improved fishing practices are suggested to maximise fish survival.

- If a fish is deeply hooked, do not try to remove the hook, cut the line as close to the mouth as possible and release the fish.
- Barbless hooks can be used to make hook removal easier and minimise injuries to the fish.
- Use fish-friendly landing nets with soft, knotless mesh.
- Minimise the length of time the fish is out of the water.
- Use wet hands or gloves to handle fish before release.

Penalties

Penalties apply to persons who take or possess fish taken in contravention of fishing closures.

Further information

For more information about fishing restrictions that apply to the Riverina waterways please contact the;

Riverina Fisheries Office.

449 Charlotte Street

Deniliquin NSW 2710

Phone: (03) 5881 9999

Web: www.dpi.nsw.gov.au/fisheries

Check for updates of this Recreational Fishing Guide at:

www.dpi.nsw.gov.au/fishing/recreational/resources

© State of New South Wales through the NSW Department of Regional NSW 2021. You may copy, distribute and otherwise freely deal with this publication for any purpose, provided that you attribute the NSW Department of Primary Industries as the owner.

Published by the NSW Department of Primary Industries.

Disclaimer: The information contained in this publication is based on knowledge and understanding at the time of writing (July 2024). However, because of advances in knowledge, users are reminded of the need to ensure that information upon which they rely is up to date and to check currency of the information with the appropriate officer of the Department of Primary Industries or the user's independent adviser. INT16/20250